

ASOCIACION ESPAÑOLA DE MERCADOS DE GANADO

A.S.E.M.G.A.

MEMORIA 2006

TOTAL NUMERO DE CABEZAS Y VALORES

| 2006 | VACUNO | OVINO-CAPRINO | PORCINO | EQUINO | TOTAL |
|--------------------------|-------------|---------------|---------|-----------|-------------|
| NUMERO DE CABEZAS | 601.475 | 50.528 | 5.105 | 11.943 | 669.051 |
| VALOR MEDIO | 362 | 14 | 122 | 528 | 337 |
| VALOR TOTAL CONCURRENCIA | 217.733.950 | 707.392 | 622.810 | 6.305.904 | 225.370.056 |

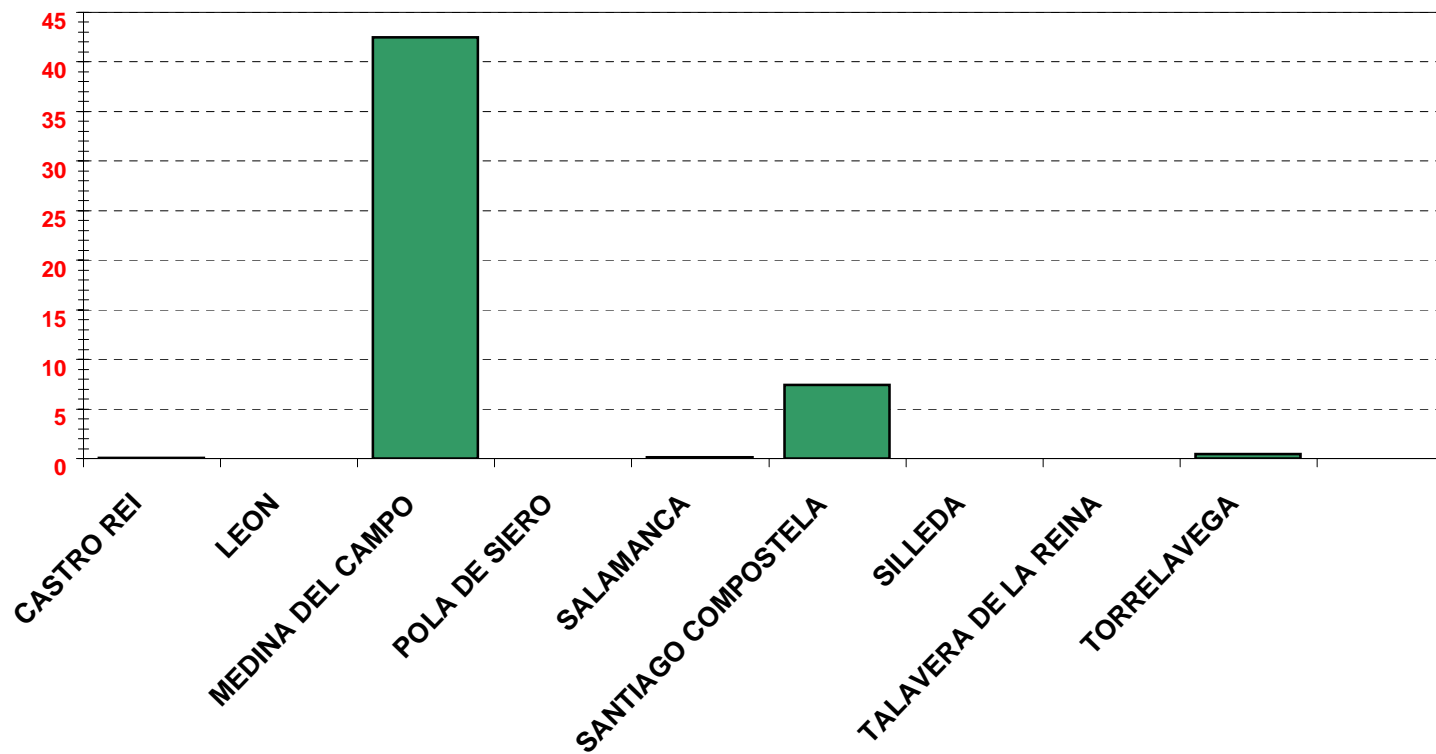
CONCURRENCIA DE AÑOS ANTERIORES

| AÑOS | VACUNO | OVINO-CAPRINO | PORCINO | EQUINO | TOTAL |
|------|---------|---------------|---------|--------|-----------|
| 2005 | 635.952 | 61.021 | 4.996 | 13.822 | 715.791 |
| 2004 | 705.983 | 71.983 | 5.573 | 14.849 | 798.388 |
| 2003 | 708.704 | 122.551 | 6.034 | 15.077 | 852.366 |
| 2002 | 700.332 | 155.264 | 2.827 | 17.208 | 875.631 |
| 2001 | 596.858 | 238.895 | 2.276 | 18.062 | 856.091 |
| 2000 | 797.014 | 603.445 | 3.315 | 19.384 | 1.423.158 |
| 1999 | 848.190 | 603.444 | 3.830 | 19.290 | 1.474.754 |
| 1998 | 666.473 | 653.118 | 4.070 | 19.697 | 1.343.358 |
| 1997 | 739.370 | 619.776 | 14.441 | 20.975 | 1.394.562 |
| 1996 | 764.199 | 764.679 | 21.077 | 19.657 | 1.569.612 |

ASOCIACION ESPAÑOLA DE MERCADOS DE GANADO

A.S.E.M.G.A.

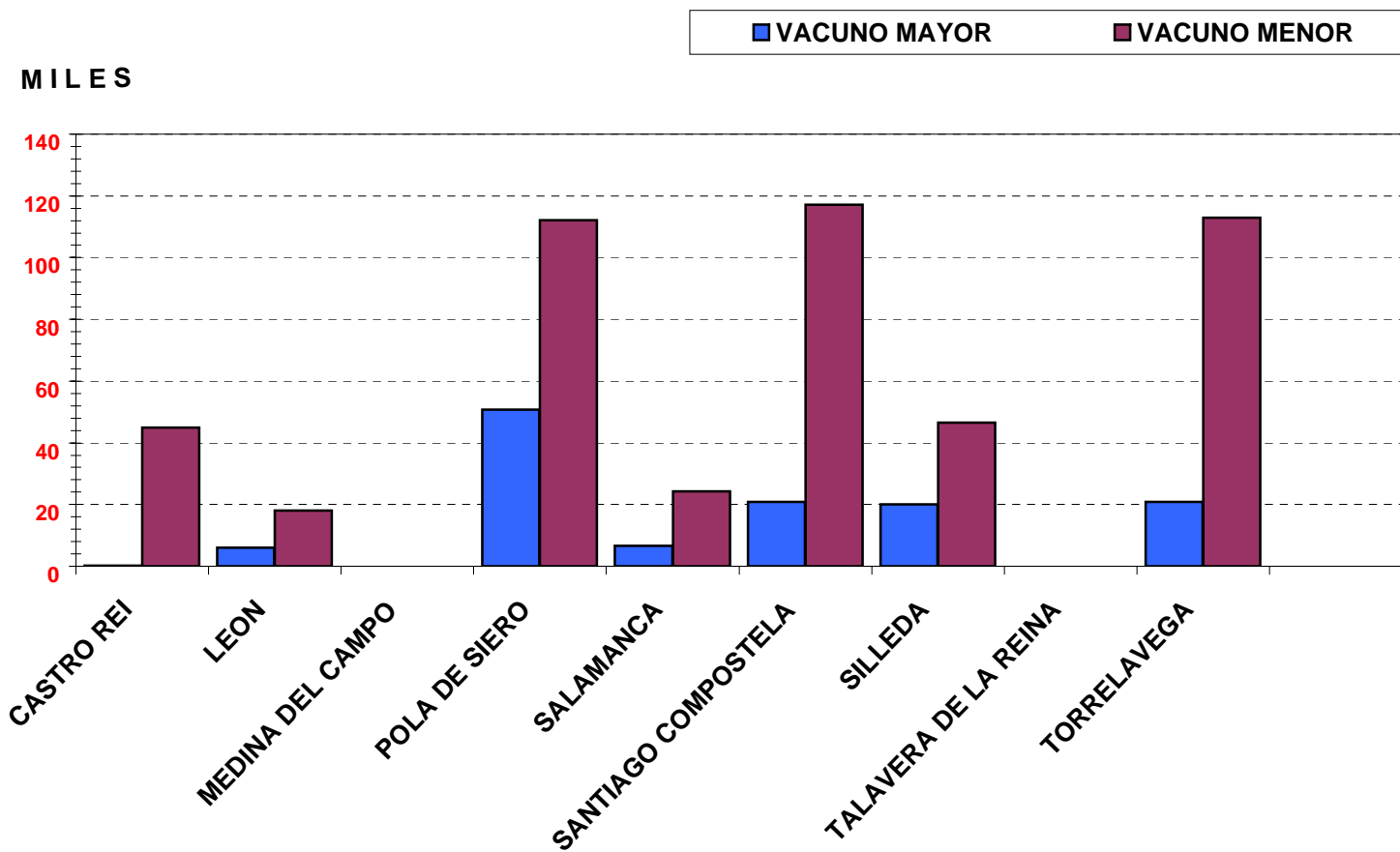
MILES



CONCURRENCIA GANADO OVINO-CAPRINO POR MERCADO

ASOCIACION ESPAÑOLA DE MERCADOS DE GANADO

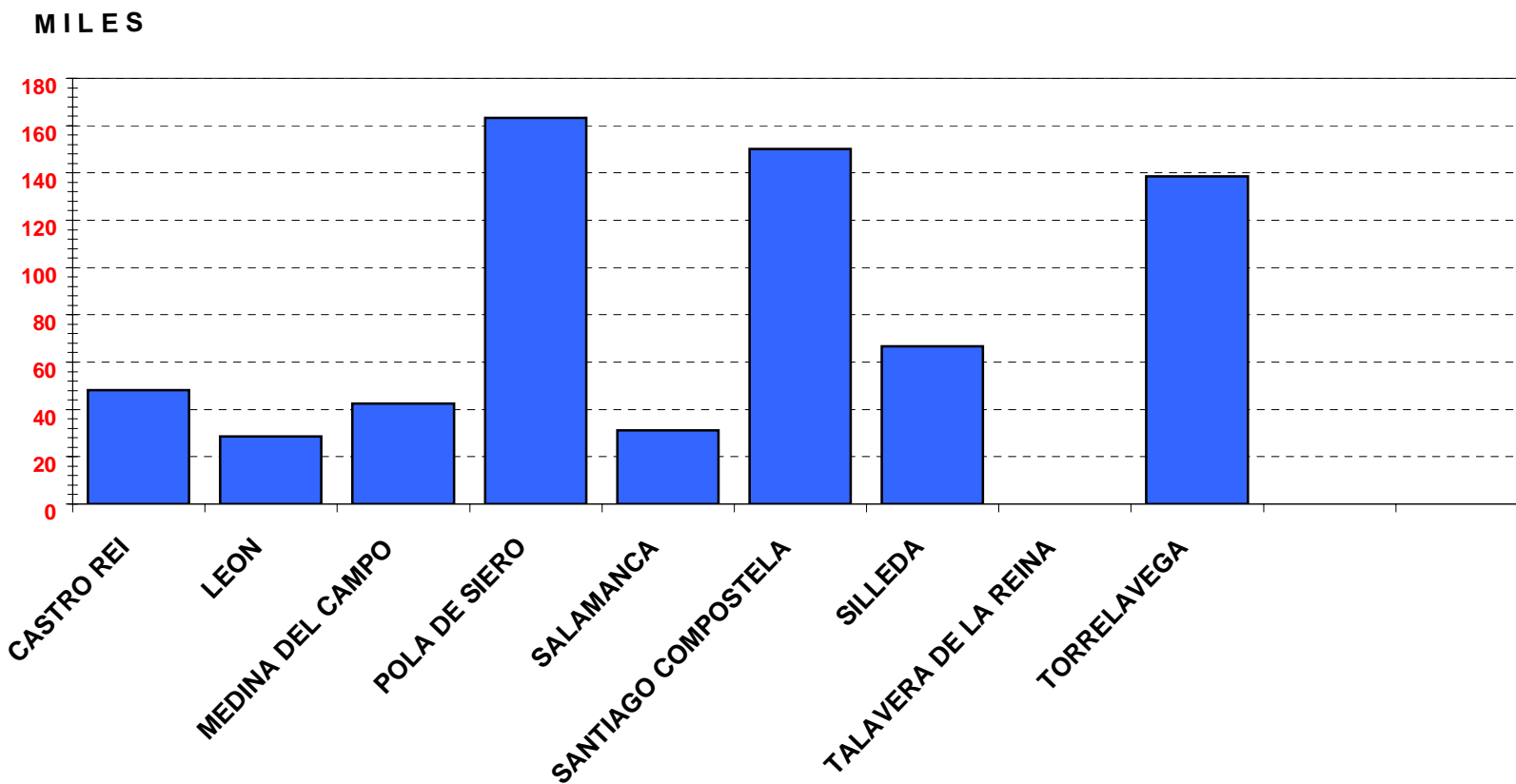
A.S.E.M.G.A.



CONCURRENCIA GANADO BOVINO POR MERCADO

ASOCIACION ESPAÑOLA DE MERCADOS DE GANADO

A.S.E.M.G.A.



CONCURRENCIA GANADO POR MERCADO

ASOCIACION ESPAÑOLA DE MERCADOS DE GANADO

A.S.E.M.G.A.

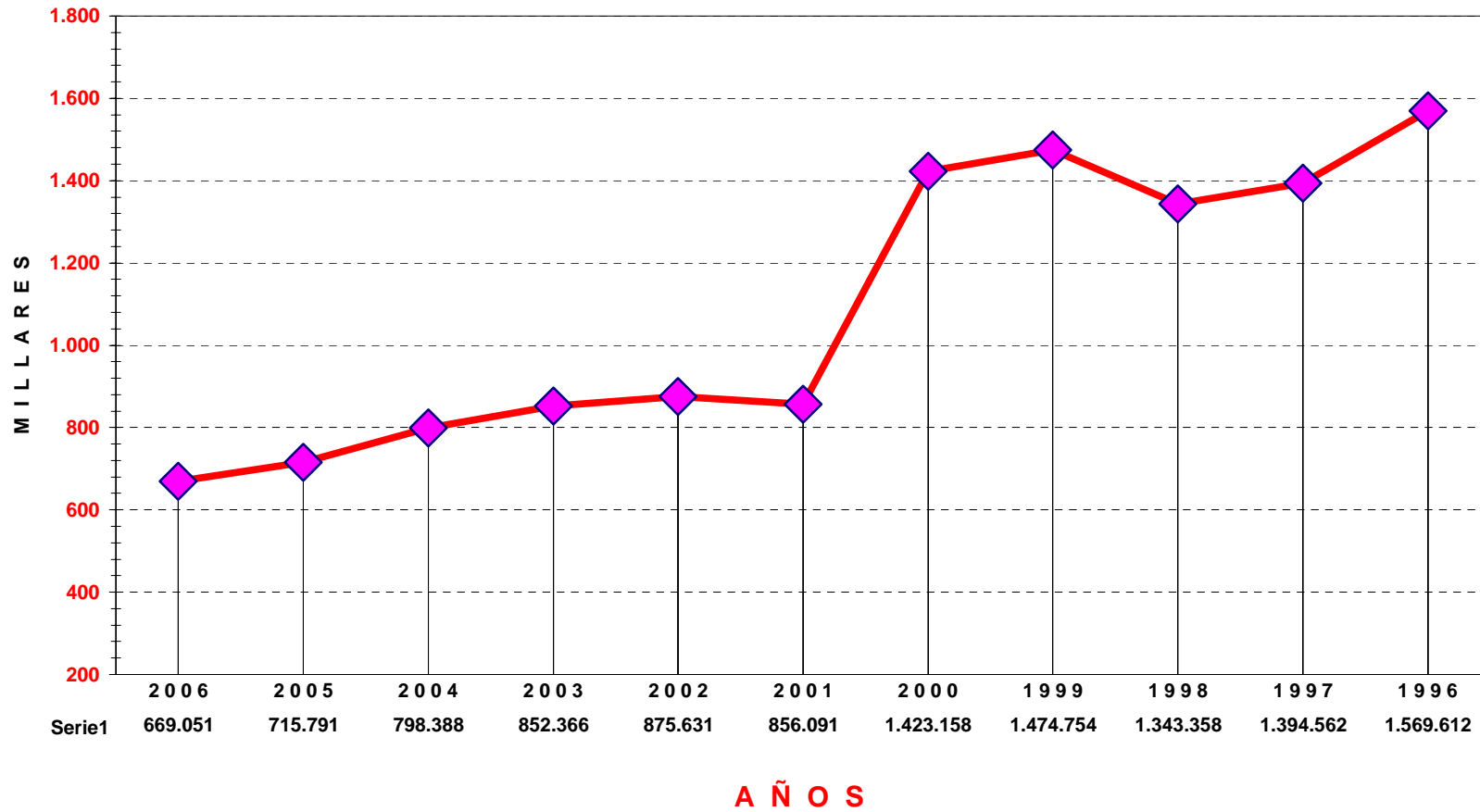
CONCURRENCIA DE GANADO POR MERCADO

| 2006 | VACUNO MAYOR | VACUNO MENOR | OVINO CAPRINO | PORCINO | EQUINO | TOTAL MERCADO |
|----------------------|-----------------|-----------------|------------------|--------------|---------------|------------------|
| CASTRO REI | 277 | 44.903 | 48 | 2.339 | 507 | 48.074 |
| LEON | 6.096 | 17.962 | | | 4.507 | 28.565 |
| MEDINA DEL CAMPO | | | 42.479 | | | 42.479 |
| POLA DE SIERO | 50.803 | 112.078 | 29 | | 445 | 163.355 |
| SALAMANCA | 6.684 | 24.358 | 146 | | | 31.188 |
| SANTIAGO COMPOSTELA | 20.778 | 117.131 | 7.395 | 2.766 | 2.109 | 150.179 |
| SILLEDA | 20.122 | 46.516 | | | | 66.638 |
| TALAVERA DE LA REINA | * | * | * | * | * | 0 |
| TORRELAVEGA | 20.891 | 112.876 | 431 | | 4.375 | 138.573 |
| T O T A L E S | 125.651 | 475.824 | 50.528 | 5.105 | 11.943 | 669.051 |

** El Mercado de Talavera de la Reina no ha tenido actividad durante el año 2006

ASOCIACION ESPAÑOLA DE MERCADOS DE GANADO

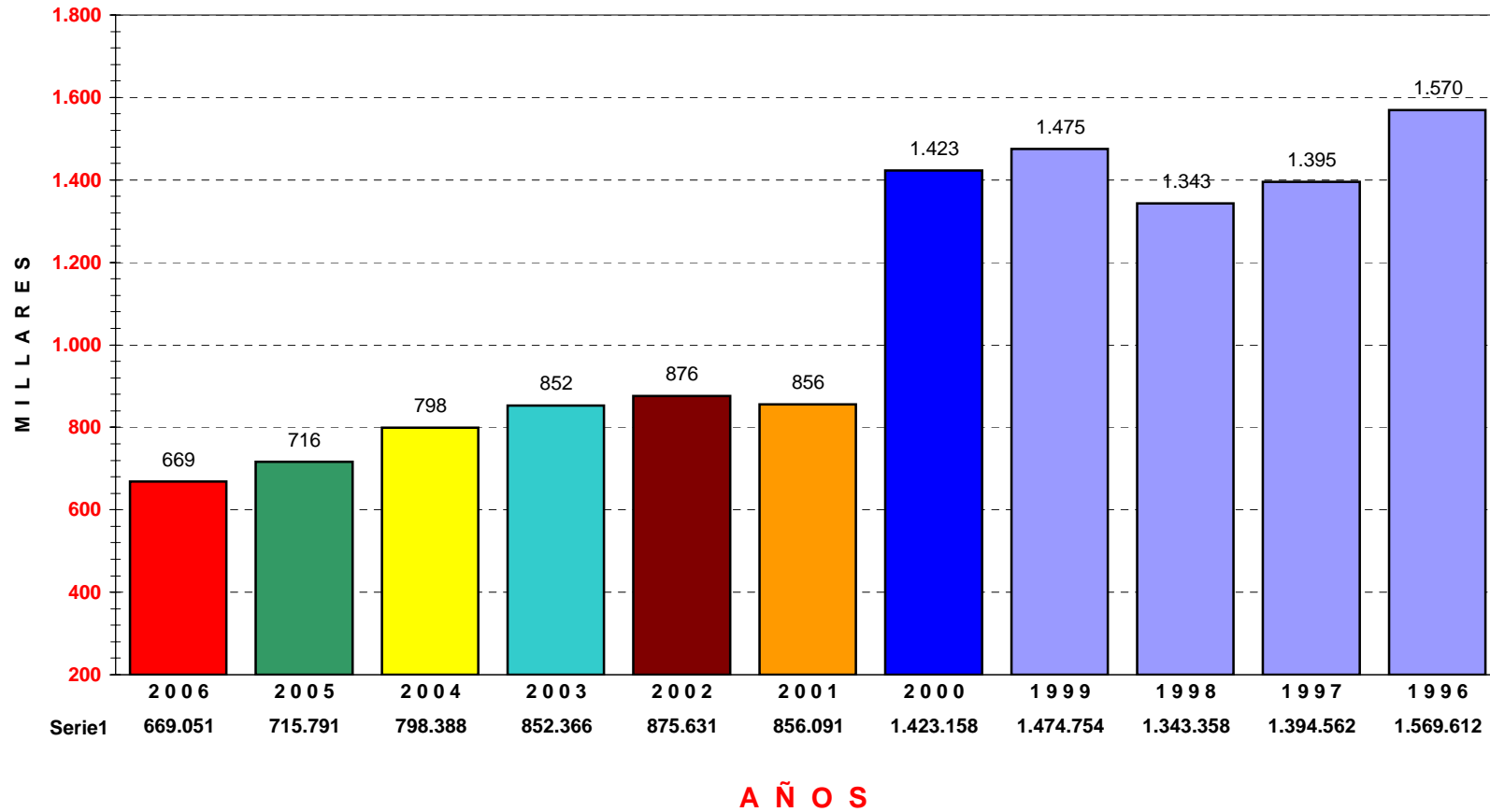
A.S.E.M.G.A.



COMPARATIVA AÑOS ANTERIORES

ASOCIACION ESPAÑOLA DE MERCADOS DE GANADO

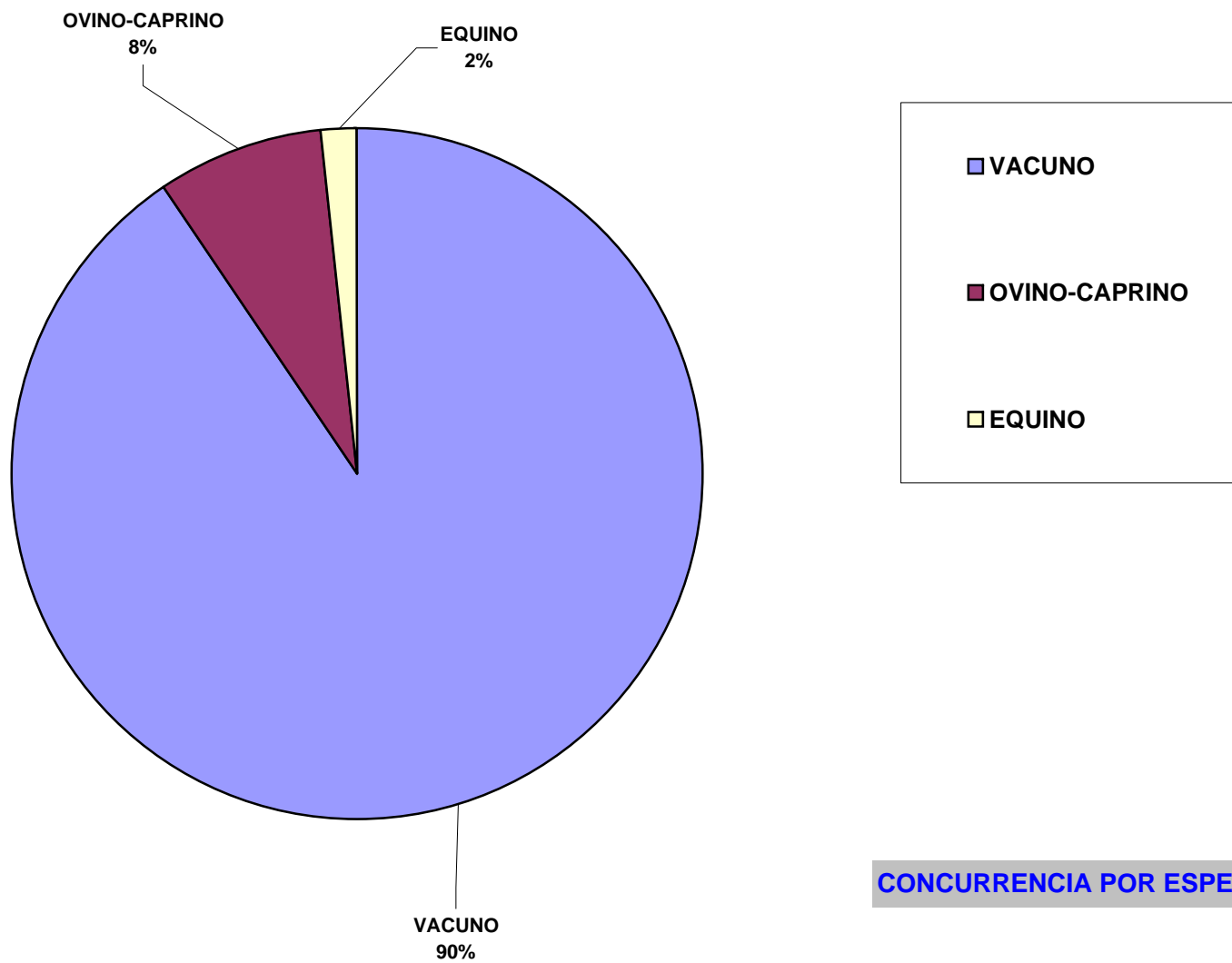
A.S.E.M.G.A.



COMPARATIVA AÑOS ANTERIORES

ASOCIACION ESPAÑOLA DE MERCADOS DE GANADO

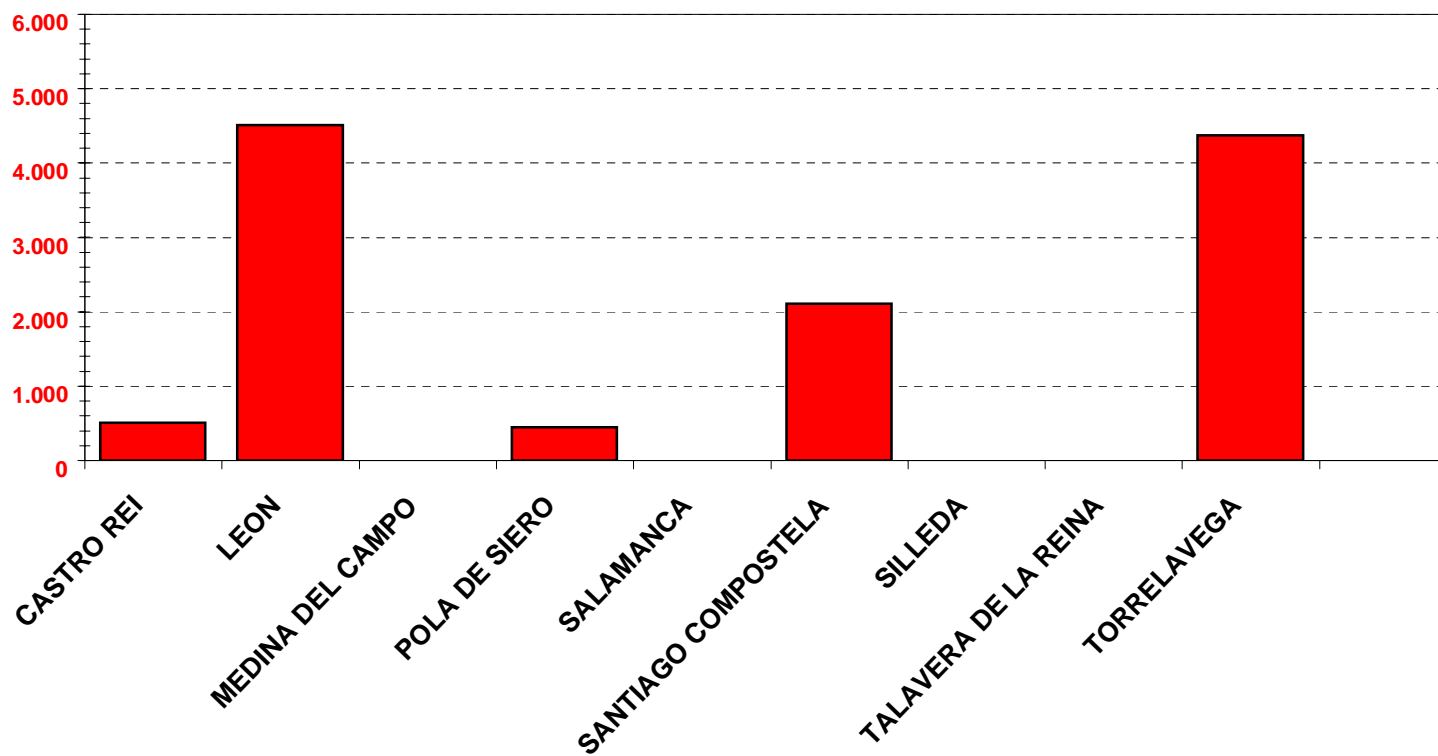
A.S.E.M.G.A.



CONCURRENCIA POR ESPECIES

ASOCIACION ESPAÑOLA DE MERCADOS DE GANADO

A.S.E.M.G.A.



CONCURRENCIA GANADO EQUINO POR MERCADO